

SAVANNAH LAKES VILLAGE
& GOLF CLUBS
The Best in Lakefront Club Living!



TARA GOLF CLUB
864-391-4115
www.savannahlakesvillage.net

Hole No. 1 Par 4 - 392 yds

The first hole is a very good start. It almost looks like an enemy, who turns out to be a friend. I say this because it looks so long standing on the tee, but after a solid drive to left center of the fairway, it leaves a medium to short iron to the green. Make sure that you choose the proper club for your approach, as there is a hill in right center of the green.



Hole No. 4 Par 4 - 404 yds

Again, a good tee shot is important. The fairway is adequately wide, but the first two fairway bunkers see a lot of action by all types of golfers. All you need to do to make par here is be a good driver, very good iron player, and an equally good putter. No problem.




Hole No. 7 Par 3 - 156 yds

A dandy short hole only 150 yards, but it's a must to hit the correct portion of the green to avoid three putts on this undulating green.



Hole No. 2 Par 5 - 530 yds

A solid par 5. Virtually unreachable in two shots by most. Aim your tee just to the right of the bunker on the left and it will kick slightly to the right upon landing. The single tree on the left looks like a great place to aim your second shot, but it is in the rough. Steer to the right and you'll have a short iron to an uphill green.



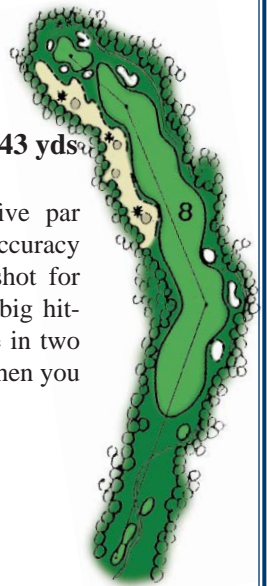
Hole No. 5 Par 3 - 185 yds

A very good par three, which requires a medium to large iron from the gold tees. A wide green that requires a bold shot if the pin is behind the bunker on the left.



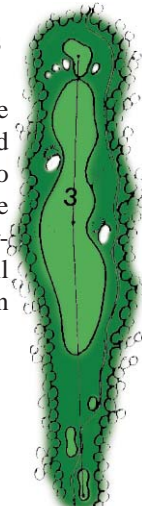
Hole No. 8 Par 5 - 543 yds

A good challenging five par that requires plenty of accuracy to open your second shot for this dog-leg left. The big hitters may reach this one in two shots, but don't stray when you try.



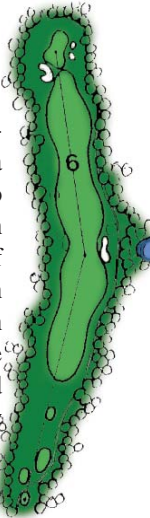
Hole No. 3 Par 4 - 405 yds

The hardest easy hole on the course. It requires a very solid tee shot or you'll fall victim to the swales left and right on the bottom of the slope in the fairway. Drive over this and you'll be left with a 5 or 6 iron to an uphill green.




Hole No. 6 Par 4 - 449 yds

A beautiful hole. A meandering downhill drive framed by a bunker that you don't want to be in. If you're strong enough to fly on the green side part of the slope to the left, it can turn a fairway wood into a mid-iron second. It's a 30 to 40 foot rise in elevation to the two tiered green that is well protected by grass and sand bunkers.




Hole No. 9 Par 4 - 345 yds

A good challenging four par that requires accuracy. Don't stray when you hit your second shot over the water to the 9th & 18th large shared green.



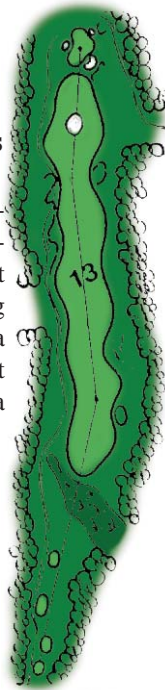
Hole No. 10 Par 4-428 yds

Bring your rifle to the tee, and hit to the left part of the fairway to avoid the right side bunkers. Then get your long to medium iron on the green, two putt for par, say thank you and go to the next hole. A very demanding golf hole.




Hole No. 13 Par 5-572 yds

Another solid par five that requires a blend of length and accuracy. After your tee shot clears the marsh, then your long iron second must stay short of a fairway grass bunker that is not visible to the player, leaving a long wedge to the green.



Hole No. 16 Par 5-540 yds

This is a dog-leg right par five that lulls you into the right side of the fairway. You must drive to the left center in order to have the best angle for your second shot, to a narrow sloping landing area. Then uphill on your third shot to a very difficult green.



Hole No. 11 Par 3-170 yds

A medium length par three. Club selection is critical to avoid a difficult bunker shot or a long putt on the large green.



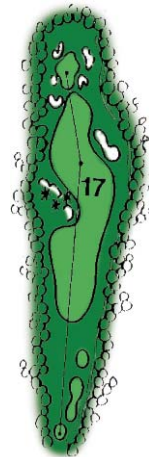
Hole No. 14 Par 4-450 yds

Another long par four and the difficult part about this hole is the club selection for the second shot. You don't realize how much uphill it is until you get to the green. Par is an excellent score considering that the green is well bunkered and rolling.




Hole No. 17 Par 4-340 yds

A short and tight par four. Big hitters may be able to drive the green. The length of the second shot is critical. You'll need lots of spin to control your second shot on the sloping green that is well protected by large bunkers.



Hole No. 12 Par 4-447 yds

Just hit your tee shot straight and about 270 yards and this hole is not that tough, but... this is the beginning of what I think is the heart of the course. If you can play 12 through fifteen in even par, you possess a very good level of the game.



Hole No. 15 Par 3-236 yds

A long and difficult par three with no tricks. It requires a well executed tee shot to find the green, and from the back markers, pray that wind is not in your face or it could mean a driver shot to reach.



Hole No. 18 Par 4-410 yds

What a great hole! It requires decent length and precision accuracy on your tee-shot to avoid the fairway bunkers on the left and the row of pot bunkers on the right. Then you'll face a medium length shot from a slightly side hill lie to a downhill green surrounded by water and sand. This hole tests every aspect of your game and your nerves.

