

SAVANNAH LAKES VILLAGE
& GOLF CLUBS
The Best in Lakefront Club Living!



MONTICELLO GOLF CLUB
864-391-4175
www.savannahlakesvillage.net

Hole No. 1 Par 4 393 yds.

Warm Up

The fairway bunker on the left is strictly visual; the best play is down the right side of the fairway, but don't be too far right or you'll be in the bunker or blocked by the large oak. There is room to miss this green to the right front, but don't be long and left or the steep bank will kick you into the woods or over the road.



Hole No. 4 Par 3 179 yds.

The Point

This medium length par 3 leaves little room to bailout. Your best bet is to find the middle of the green, which should provide a potential birdie putt on this small green.



Hole No. 7 Par 4 345 yds.

Temptation

With the bunker left and the grass depressions and bunkers right, a prudent play is to the center of the fairway. This will leave a short iron approach to an uphill green with a false front.



Hole No. 2 Par 4 421 yds.

The Rock


Your best play is right at the rock outcropping or left fairway bunker with a slight fade. If you avoid the fairway bunker on the right, you can roll a long way down the fairway leaving a shorter approach over the stream channel. Once again, short right is the play, as anything left can catch the bank and put you in the hazard.



Hole No 5 Par 4 401 yds.

The Cove

This beautiful par 4 can make or break your front 9. Hit a draw off the target bunker or boldly fly the bunker on the left. This will leave a medium to short approach to a bulkheaded green just over the cove on Strom Thurmond Reservoir. The more timid or sane may elect to go around the cove to the right.



Hole No. 8 Par 3 211 yds.

The Gorge

This intimidating par 3 will get your attention in a hurry. Correct club selection is a must to avoid the many bunkers. The green contours can make for some most interesting putts.



Hole No. 3 Par 5 548 yds.

Introduction

This is best played as a 3 shot par 5. Placing your tee shot between the lake and bunker on the right. Your second shot approach should favor the right side avoiding the large bunker on the left and the fairway bunker on the right. This will leave a deft approach to a well contoured green. Watch out for that sucker pin location on the far left next to the lake.



Hole No. 6 Par 4 454 yds.

Outcropping

There is plenty of room to hit your tee ball in this slotted fairway, but favoring the left side will open up the entrance to the green. All the trouble is right from the graveyard to the rocks and bunkers. If you miss the green, miss left.



Hole No. 9 Par 5 517 yds.

Choice

Options abound on this relatively short par 5. Your tee shot can be played directly at the bunkers on the left, or the longer hitter can challenge the tree and bunker on the right. Your second shot can be right at the green, but must carry a series of bunkers. The safe option is to choose the split fairway left or right depending on the pin location.



Hole No. 10 Par 4 417 yds.

The Arrow


This straight par 4 reveals itself from the tee. Keeping the drive on the left side opens the approach. But don't hit it too far, as the fairway falls away past 250 yds. A fairway wood or long iron may be the best play from the tee. Hit it straight to avoid trouble on the left and right.



Hole No. 13 Par 4 383 yds.

Pinch

This tight par 4 requires a precise tee shot between the pines on the left and the fairway bunker on the right. The medium or short iron approach must avoid the bunkers left and right, and find this very small green.



Hole No. 16 Par 3 242 yds.

Boom Boom

This is probably rated a 3.5+ shooter, even though it has no sand bunkers. Rough divides the entrance to the green. After assessing the location of the pin, choose your club, and hit it hard, but not too long, as water is behind the green.



Hole No. 11 Par 5 534 yds.

Slider

This is a reachable par 5 for the very bold player. The hole will play best if you, "slide" your tee shot off the bunker on the left, then again "slide" your second shot off the target bunkers at the second landing area and green. Three perfectly executed shots may provide you with a great opportunity on the well contoured green surrounded by water.



Hole No. 14 Par 4 350 yds.

"Try Me "

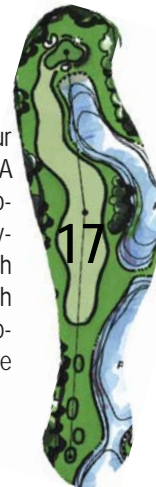
This is the second shortest par 4 on the course, and one that can be reached from the tee by the bravest. The margin for error is slim with water and a deep bunker guarding the elevated green. Only a narrow opening exists. A prudent play would be a medium to long iron off the tee and a wedge to the putting surface.



Hole No. 17 Par 4 393 yds.

Last Chance

This medium length par 4 is your last best chance for a birdie. A fairway wood or long iron will position you short of the pond leaving you a medium iron approach to this well protected green with water and sand. Plan your approach carefully, however, there is room to miss long and right.



Hole No. 12 Par 3 183 yds.

The Peninsula

This one shotter requires a deft approach, as there is little bailout room. The green is surrounded with water, bulkheading, a bunker, and grass depression. Try not to miss the putting surface!



Hole No. 15 Par 5 581 yds.

The Big Bend

This is definitely a 3 shot hole for most golfers. Play out to the right of the pond at the target bunkers. Keep your next shot short of the bunker in the middle of the fairway. This will still leave a medium iron to a relatively small uphill target guarded by bunkers and a large grass depression on the front right.



Hole No. 18 Par 4 475 yds.

The Brute

Aim at the bunker on the right side of the fairway and hit it hard with a draw. Your approach shot will be a fairway wood to long iron depending on pin location. The fairway splits around the grass bunker so hope to be on the right side and take par, which will feel like a birdie.

